



KINGSTON HEIRLOOM QUILTERS

NEWSLETTER, March 2017

KHQ web: quiltskingston.org/khq/

2016/2017 Executive

| | |
|-----------------------------------|---|
| Life Members: | Diane Berry, Bea Walroth, Donna Hamilton, Margaret Henshaw, Ros Hanes |
| President: | Donna Hamilton, Anjali Shyam |
| Past President: | Simone Lynch |
| Vice President: | |
| Corresponding Secretary: | Sally Hutson |
| Recording Secretary: | Gail Jennings |
| Treasurer: | Simone Lynch |
| Social Convenors: | Gail Jennings, Francine Leblanc, Jeanne Sullivan |
| Membership/Phone Convenor: | Sylvia Currie |
| Publicity: | Peggy McAskill |
| Program: | Executive |
| Newsletter Editor: | Ros Hanes |
| Historian: | Karen Quattrocchi |
| Librarian: | Lorna Grice |
| Baby Quilts: | Joan Bales, Peggy McAskill |

Meeting Dates:

Tuesdays:

Mar 7 - trunk show with Ros Hanes, work day
April 4 – work day
May 2 – Tote bag workshop with Eileen Potts, work day
June 6 - Annual Meeting, luncheon

Thursdays:


Mar 23 – work day
April 20 – work day
May 18 – work day
June 15 – work day

Presidents' Message

Anjali Shyam and Donna Hamilton

It is March!! This has been the mildest winter since I moved to Kingston thirteen years ago. We'll take that!

On a personal note, my husband and I took a trip back home, to Delhi. My mom enjoys my hand-made one-of-a-kind gifts; quilts, table-toppers, placemats, wall hangings. She doesn't look at the points, stitch size or back, but feels the emotions behind these. When I leave, these blocks remind my parents of my love for them. So ladies, thank you for inspiring me to keep learning.



As always, our Christmas potluck was well attended. We all enjoyed a sumptuous meal and finger licking desserts. We have to thank our social convenors for managing it all so well. Joan Legros won the raffle block. She has introduced the new raffle block called the San Francisco Bridge, remember to sign up. You might be the lucky one next time.

On January 19th we had our general meeting. 30 members were present. If you missed it or would like to read the minutes, let us know. Minutes for all the meetings are available for the members.

Our members enthusiastically received the hand-quilting refresher course held on February 23rd. Sally Hutson and Donna Hamilton demonstrated the basics of hand quilting. Techniques and tricks we discussed. We didn't quite finish. However, as the saying goes, "Learn the quilting stitch in a day and practice for the rest of your life." We will continue at the next few meetings. Be sure to bring your practice piece, hoop, quilting needles, thread, scissors, and thimble. And practice, practice, practice.

We encourage our members to bring their quilting queries. We are fortunate to have some very experienced quilters in our group, who are always willing to help and share their knowledge and expertise.

We look forward to the upcoming trunk show by Ros Hanes, and also the tote-bag workshop by Eileen Potts.

Happy quilting!



Betty McAskill



In January Betty was celebrated by the Girl Guides of Canada for her 85 years as a Guide leader. The local Girl Guides presented her with a certificate and a pin. They gave her a wonderful celebration and had Guides of all ages at the ceremony. Betty was thrilled with the event. Betty has been in Guides / Brownies for over 90 years.

In 1934, the Girl Guides of Canada selected Betty to be their representative at the Girl Scouts of USA's chalet in Adelboden, Switzerland for two weeks.

Guiding was an important part of Betty's positive attitude towards life.

Peggy McAskill

TAYLOR SEWING QUILT SHOP

The friendly quilt shop where you'll always bump into your friends. Come on in for advice, classes, patterns, fabrics, Monks cloth, books, notions, batting and sew much more!

JANOME Mon-Fri 9-5, Sat 9-4 **PFAFF**

7712 Kent Blvd, Brockville 613-342-3153
www.taylorsewing.com

Picton Fabric World

Geraldine Rorabeck
Proprietor
261 Main St.
Picton, ON
K0K 2T0

Phone 613.476.6397
Fax 613.476.0182
www.pictonfabricworld.com

Main St
From Hwy 33
Elizabeth St
To Hwy 401
To Ferry

Hours: Mon - Fri 9:00 AM to 5:30 PM
Sat. 9:00 AM to 5:00 PM

Congratulations to **Eric Simpkins** who recently was awarded the Independent Dealer of the Year Award for 2016 by the Vacuum and Sewing Dealers Trade Association, an American organization. It is noteworthy that this award was given to a business outside of the US.



SIMKINS SEWING MACHINES

NEW LOCATION
UNIT # 1, 754 BAKER CRES.
KINGSTON ONT.
K7M 6P6
613-546-6110
1-800-667-2164

vbsimsew@gmail.com
www.vbsimkinssewingmachines.com



Fran Crandall

It is with heavy hearts that we say good bye to Fran Crandall who passed away suddenly in Kingston at the age of 88 years on January 3rd, 2017 in the company of her family after a short illness. Fran was born and raised in Barrie ON. She graduated in the years after WWII with an Arts degree from the University of Toronto. It was while returning from later studies in England on a trans-Atlantic ship that she met her life-long partner Bob. Married for 62 years, they raised a family of 4 children in Kingston where they were part of the Queen's University and Kingston community for over 55 years.



Fran was a crossword puzzler, book reader, gardener and traveller and was involved in the establishment of a local nursery school, and Meals-On-Wheels.

We knew Fran from her years of being an avid quilter with the Kingston Heirloom Quilters. She, along with Margaret Rhodes and Diane Berry, founded the Heritage Quilt Collection with the Agnes Etherington Art Centre. Alicia Boutilier, Curator of the Canadian Historical Art at the Agnes said of Fran: "She was the keeper of valuable early Heritage Quilt

Collection archives and I relied upon those records and her knowledge heavily. She was also the generous patron of those early quilt purchases."

Fran remained a member of KHQ right till the end, even though her eye-sight was weakening. She didn't come to many meetings but she kept up with our news through the newsletter and occasional visits with us. We will miss you, Fran. Rest in Peace.

Barb Rhodes



Barb Rhodes passed peacefully at the Kingston General Hospital on Tuesday, December 6, 2016 at the age of 74 years. Barb, the daughter-in-law of Margaret Rhodes, was married to Bob Rhodes for 51 years and together they raised two children.

Barb was a Kingston Heirloom Quilter for many years when Margaret was still with us although she hasn't been a member for a long while. She was full of life and laughter and loved to quilt. She became ill with Alzheimer's and was no longer able to quilt.

Those of us who knew her will miss her. RIP.

Bring Your Thing – A Pop-Up Museum

Donna Hamilton

Believe it or not, Kingston is Canada's museum capital with something for everyone at over 26 museums and historic sites and 4 art galleries. It's all here, from small specialized museums to national historic treasures including the endpoint of Canada's newest UNESCO World Heritage Site - The Rideau Canal and the Kingston Fortifications - designated in 2007.


To celebrate "Canada 150", the museums of Kingston are sponsoring "Pop-Up Museums" every month this year. The Kingston Heirloom Quilters have been part these in January and February. In January, the theme was "Made in Canada". Lynda K, Jose R, and Donna H represented the group bringing small quilts (wall hangings) that were made in Canada. Lorna G gave us one of her Christmas table runners as well. We had a great time talking to a lot of people who came to the Artillery Park Aquatic Centre.

My favourite item other than the quilts, was another textile item. It was the first Canadian Flag to be flown by KCVI high school. The Principal had asked the Home Ec teacher to make a flag so that on Feb 15, 1965 when it was announced, the school would be the first high school to hang our new flag. The flag was signed by the maker, the Principal, our then member of parliament, and someone else. The flag was there for all to see. Unfortunately, I had forgotten my camera.

The second "Pop-Up Museum" was held on Tuesday February 21 from 5:30-7:30pm at the Turner Library. The theme this time was "tell us your story". This time Sally H, Simone L, and Donna H represented KHQ. We brought "December Rose", as we had the space to hang the quilt. Sally brought her appliqued Best of Show Quilt from our last show, and Simone brought a binder with her blocks from the 150 Canadian Women quilt.

Once again there were an assortment of items, including a harmonica which the gentleman pictured to right, in front of December Rose, played while he told a wonderful story about losing and finding it again on St Lucia years ago. There were also two other interesting items. A redwork quilt top, made by the displayers' grandmother in the late 1800's. And my favourite item next to the quilts, was an old book from Queen's Archives. It had a beautiful red hard cover with gold inlays on the cover and along the edges of the book. However, when you opened the book and bent the pages just so as seen in the picture to the right, you could see a picture of Kingston painted on the edges of the pages. Once you let the pages return to normal position, the picture vanished. An amazing item to see.

If you go to a Pop-Up Museum, you just might find a treasured item with a fun story to go with it. The next one is on Thursday, March 9, 9:30am to 11:30am, at the Kingston Military Family Resource Centre, with the theme "Where I've Been". If you want to bring your own item, contact Darragh De Groot, the Community Exhibitions Coordinator, 613-507-4014.



Touch Quilts

Sally Hutson

A total of 26 Touch quilts were completed for Arbour Heights so now we are moving on to Trillium Ridge. The staff there are delighted to have us make Touch Quilts for their patients. Monna and I will be going in to meet them and we will take a completed one to give to them now.

I have been organizing many squares and have at least 5 tops ready to sew. More embellished squares would be appreciated on some of the 100 or so from which to choose. We have a container full of items that can be used for that if needed

Also Monna and I have clarified the instructions for making touch quilts so copies will be available at the next meeting.

Baby Quilts

Joan Bales



We received a thank you from the Hugs Program in early January with best wishes for 2017. We passed along a total of 26 in the fall and will soon have another dozen warm and cozy flanellette quilts to send off. We plan to change to light weight fabrics after the middle of March.



KHQ is participating in Canada's Big Quilt Bee

Donna Hamilton

Be sure to pick up a piece of the Canada 150 fabric at our next few meetings if you haven't already. You only need to make one or two slab blocks, which are free form log cabin blocks (or regular log cabin if you prefer) that are at least 12 ½" square. Make yours a little bigger so that we can square it up to make a quilt top. You only need to incorporate one piece of the Canada 150 fabric and use your scraps for the rest of the block.

If you've got the time, you can make a whole quilt as follows. Either one will do.

- *Larger quilt:* Sew 4 blocks together for each row. Make 6 rows and sew them together to make a quilt top that will be 48½in. x 72½in.
- *Smaller quilt:* Sew 3 blocks together for each row. Make 4 rows and sew them together to make a quilt top that will be 36½in. x 48½in.

The Canadian Quilters' Association goal is to make and donate 1,000 quilts for kids at Ronald MacDonald Houses across Canada! A few of us are going to Quilt Canada in Toronto in June. We can bring our blocks and/or tops/quilts. Let's give it a try and see how many quilts we can make together.

Canada Quilt

Progress is being made on a number of the wedges for the Canada quilt. Two are essentially finished and most of the rest are well on their way.



Lorna and the Alberta block


Marg is tackling the Northwest Territories.



Francine is holding the Quebec wedge sewn mostly by Rosalie but also worked on by Ros, Diane and Francine.



Alberta and Saskatchewan



New Brunswick

Here is the much requested recipe for the delicious muffins that Francine brought in for one of our morning coffee breaks :

Glazed Apple Coffee Cake Muffins

Ingredients

For the streusel topping:

- 3/4 cup all-purpose flour
- 1/2 cup light brown sugar
- 1 teaspoon cinnamon
- 1/2 teaspoon salt
- 5 tablespoons unsalted butter, cut into small pieces

For the muffins:

- 2 large eggs
- 1 cup white sugar
- 1/2 cup vegetable oil
- 1 teaspoon vanilla extract
- 2 cups all-purpose flour
- 1 teaspoon cinnamon
- 1/4 teaspoon nutmeg
- 1/2 teaspoon salt
- 1/2 teaspoon baking soda
- 1 cup light sour cream or non-fat plain Greek yogurt
- 1 medium tart-sweet apple, peeled, cored, and chopped (1 heaping cup)

For the glaze:

- 1/2 cup powdered sugar
- 4 to 5 teaspoons heavy cream or half-and-half, or more to reach desired consistency
- 1/2 teaspoon vanilla



Instructions

1. Combine all streusel ingredients in a small mixing bowl with a pastry blender or fork.. When it is well mixed, work the mixture between your fingers until it begins to hold together. Set aside.
2. Preheat oven to 375 F degrees. Line a 12 cup muffin pan with cupcake liners.
3. In large bowl beat eggs with an electric hand mixer. Add 1 cup white sugar and beat for a minute or two until completely combined. Pour in the oil, with beaters running, and then add vanilla. In a separate bowl, stir together flour, cinnamon, nutmeg, salt and baking soda.
4. Using a wooden spoon, mix flour mixture into wet mixture, a little at a time, alternating with the sour cream (or Greek yogurt).
5. Add the chopped apple and mix with the wooden spoon just until combined. Divide the batter between cupcake liners. Divide streusel topping evenly over the muffin tops, pressing down lightly into the batter. Brush off as much of the streusel from the area between muffins for easier cleanup.
6. Bake in preheated oven for 22 to 25 minutes, or until a toothpick inserted in center of muffin comes out clean. Remove from oven and allow muffins to cool for about 10 or 15 minutes and then carefully remove from muffin pan to cool completely.
7. Whisk together glaze ingredients and drizzle over completely cooled muffins.
8. Store leftovers in an airtight container.

PERTH FABRICS CRAFTS 'N MORE

14 Gore St. E. - Downtown
PH 613-267-7990 FAX 613-267-5587


All Fabrics, Gigantic Notions, Trims, Yarn, DMC
Tole Painting, All Crafts, Flowers - Bridal

Alterations & Custom Sewing
Sewing & Quilting Classes

Website: perthfabrics.com

Show and Share

Here is a sampling of the many show and share items we enjoyed in December and in the new year.



Karen Q



Lorna: 2 Christmas table toppers



Joan B



Diane D



Shirley B: Christmas tablecloth and quilt



Simone: quilt and tooth pillows for the grandchildren



Eileen: wallhangings

Lynda: small wallhangings and aprons from men's shirts





A colourful pair from Mary Ann



Donna's bag



Some of the "Bag" ladies



holding hands



Josee: quilt and double fleece mitts for



Sally: silhouette challenge

Snippets

- ** Donna's Jinny Beyer "Moon Glow" quilt won First Prize at the local Kingston Fair last fall, as well as the District 3 competition moving on to the provincial level competition in February. At the Ontario Association of Agricultural Societies annual convention in Toronto, it won the People's Choice Award. The ribbon was so beautiful, we've included a picture of it here.



** We are looking for the next quilt that we will make. We need to have a quilt top made for our 2018 Quilt Show. All ideas are welcome. So far Sylvia has offered us one great idea. It would nice to have one or two more to choose from. Put your thinking caps on and see what you can come up with. The Tulip Quilt is almost finished.



At the Christmas luncheon, Joan Legros was the lucky winner of Karen's Rosebud blocks and has now given us this Golden Gates block to do for the annual meeting in June.



** Mary Catherine, Beth and I wanted to share a some fun quilt jokes with everybody



@ creativetees (Teepublic)



@ Silent CrazyStars



@ Quilters Club of America

Upcoming Events

March 14 - May 20, 2017: Blanket Statement: No Shame in Patches

"A new public image for discarded blankets". This exhibition will be held at the Mississippi Valley Textile Museum, 3 Rosamond St. E., *Almonte*, ON. Hours 10am - 4pm Tuesday to Saturday. Phone: 613-256-3754 ext 7. Visit <http://mvtm.ca/exhibitions/> for more information.

March 18 - Apr 13, 2017: Kingston Fibre Artists' annual show and sale, "Art Threads"

Opening Reception in the Community Gallery on Saturday, March 18 from 2:00 to 5:00 pm. will showcase new work by the artists, including art created primarily with paper. The Kingston Fibre Artists formed in 1997 to support and encourage creativity and innovation in contemporary fibre arts. Many members have been creating art and exhibiting together for the past 20 years. For more information, including a list of members and examples of their work, please visit <http://kingstonfibreartists.ca/>. Art Threads is open Monday through Friday from 10:00 am - 6:00 pm and Saturday and Sunday from 10:00 am to 5:00 pm. The lakeside Juniper Café at the Tett Centre is a great place to meet up with friends before or after the show. For directions, parking information and café hours, please visit <http://www.tettcentre.org/location>.

March 29 - May 1, 2017: Lancaster Quilt Show @ The Continental Inn

The Lancaster Quilters invite you to their Quilt Show at The Continental Inn 2285 Lincoln Highway, Lancaster PA. Hours: Wed - Fri 9am - 6pm; Sat 9am - 4pm. Free Admission, Free Parking. This quilt show features 40 Vendors, Antique Quilt Show, \$1200.00 Free Raffle Basket with Vendor donated products. For more information contact Cindy Turnbow or visit their website: www.lancasterquiltweek.com

APRIL 2017

April 1, 2, 2017: Celebration of Colour Quilt Show

The Region of York Quilters' Guild invite you to their "Celebration of Colour Quilt Show" at the Newmarket Community Centre, 200 Doug Duncan Drive, *Newmarket, Ontario*. Hours: Sat April 1 10:00am - 5:00pm; Sun April 2 10:00am - 4:00pm. Admission: \$7. Show features Exhibits of Quilts, Charity Raffle Quilt, Vendors and a Tea Room. For more information contact: Sandra Vessel, Email: vese@idirect.com or visit their website: <http://www.regionofyorkquiltersguild.ca/>

April 8 - May 30, 2017: Contemporary Canadian Art Quilts

Be part of celebrating Canada's Sesquicentennial Year by submitting photographs of your Contemporary Canadian Art Quilts for inclusion in an exciting multimedia Video and Art Quilt display curated by Joan Hug-Valeriotte in the Berlin Tower Artspace, Kitchener City Hall, 200 King St. W., *Kitchener, Ontario* during April and May 2017. Daily 9 a.m. - 9 p.m. Submissions for the show will be accepted until October 24, 2016. For more details, visit <http://www.horizonsquilting.ca/call-for-entries.html> or contact Joan Hug-Valeriotte email: cdnartquilts@orizonsquilting.ca

April 21 - 22, 2017: Quilts on the Seaway 2017

The Cornwall Quilters Guild presents their 2017 Quilts on the Seaway April 21st from 10am to 6pm and April 22nd from 10am to 4pm at Trinity Anglican Church, 105 Second Street West, *Cornwall, Ontario*. Plenty of

parking. Accessible to the Disabled. Admission: \$6. For more information visit <https://www.facebook.com/CornwallQuiltersGuild> or contact Sharon Magee Email: tomagee@aol.com

April 22 - 23, 2017: Quilts 2017

The Napanee Heritage Quilters invite you to their "2017 Quilts" at the Strathcona Paper Centre (arena) 16 McPherson Drive, *Napanee*, ON on Saturday and Sunday, April 22, 23 from 10am to 4pm. Admission \$6. Come see their new layout on the second floor (elevator available). Come celebrate their 20th Anniversary. For more information, visit http://napaneeheritagequiltersguild.com/Quilt_Show.html

MAY 2017

May 12 - 14, 2017: Festival of Quilts 2017

The Ottawa Valley Quilters Guild (OVQG) proudly presents its "Festival of Quilts 2017" with a special challenge celebrating Canada's 150th birthday! OVQG is excited to inspire the next generation by showcasing youth quilts at the RA Centre Curling Rink, 2451 Riverside Drive, *Ottawa, Ontario*. Admission \$10 | Weekend Pass \$15 | Children under 12 FREE.

The Show features hundreds of incredible quilts and quilted wearables. Visitors can vote for their favourites, and participate in the "Visitor's Challenge". Our Members Boutique will have quilted items for sale; over 20 vendors will be in the merchant mall; daily door prizes and raffle quilts to support local charities. Plan a trip to visit Ottawa, as the Canada 150 celebrations will be in full swing, and you can also visit the annual Tulip Festival!

Find more information visit www.ottawavalleyquiltersguild.org, on Facebook at www.facebook.com/ottawaquilts and on Twitter @ottawaquilts or contact Janice Henderson Email: publicity@ottawavalleyquiltersguild.org

May 16 - 21, 2017: Seminar 2017: Rock, Needle, Scissor

The Embroiderers' Association of Canada (EAC) invites you to their annual May Seminar at St. John's, Newfoundland this year. For more information, visit <http://eac.ca/eng/seminar>

May 26 - 28, 2017: Celebrating Our Canada, Reflections from the 1000 Islands

The Thousand Island Quilters' Guild invite you to their celebration of Our Canada to be held at the Brockville Memorial Centre. For more information, visit <http://thousandislandsquiltersguild.com/quiltfest-2015/quiltfest-2017/>