



KINGSTON HEIRLOOM QUILTERS

NEWSLETTER, September 2017

KHQ web: quiltskingston.org/khq/

2017/2018 Executive

| | |
|-----------------------------------|---|
| Life Members: | Diane Berry, Bea Walroth, Donna Hamilton, Margaret Henshaw, Ros Hanes |
| President: | Donna Hamilton, Anjali Shyam |
| Past President: | Simone Lynch |
| Vice President: | |
| Corresponding Secretary: | Sally Hutson |
| Recording Secretary: | Gail Jennings |
| Treasurer: | Simone Lynch |
| Social Convenors: | Gail Jennings, Francine Leblanc, Jeanne Sullivan |
| Membership/Phone Convenor: | Sylvia Currie |
| Publicity: | Peggy McAskill |
| Program: | Executive |
| Newsletter Editor: | Ros Hanes |
| Historian: | Karen Quattrocchi |
| Librarian: | Lorna Grice |
| Baby Quilts: | Joan Bales, Peggy McAskill |

Presidents' Message

Donna Hamilton and Anjali Shyam

We've had quite an interesting summer. It couldn't be more opposite than last year. Summer 2016 essentially had little to no rain. This year, it keeps raining and raining and raining. Did I say it rained lots? As a result, plants grew and grew, especially weeds. It was the year to mulch, otherwise you were weeding again and again. The blight in gardens came early as the plants really didn't get a chance to dry. The water levels in Lake Ontario, the St Lawrence and surrounding lakes was very high. And as you probably know, flooding was an issue. As I write this article, water levels have receded about a metre or two. But some areas still have issues and don't expect to return to "normal" till maybe as late as October. But we do have a stretch of 21/22 C temperatures with "no" rain to finish August. I don't really believe that will happen – in fact it probably means it will rain in about 4 days! (Wrong – about an hour after I finished this article, it poured!)



I can't believe it is the end of August. Our quilting season begins again on Tuesday September 5th. It is the year of the Quilt Show. There will be lots to do – finishing the **Tulip Quilt** (quilting and binding), starting the new **Drunkards Path Quilt** with the blocks we have. This is to be coordinated by Lorna Grice and Lynda Kerckhoff. We hope to have this quilt on the frame at the Quilt Show. Then there is the **Canadian Landscape Quilt** – let's try to finish our wedges. Share any ideas you have about putting them together and about the rest of the quilt.

We will have a strong emphasis on the **Boutique** *during* our meetings. We hope you will try to make some items and stay to 3pm if possible. Karen and Eileen will be putting kits together that will be fun to make. They may need your help to make kits too. If you remember way back to June, they are looking for fabric and items from you. It is listed near the end of this newsletter. Be sure to check your stash for these items. And they will be looking for instructors to give mini-workshops at our meetings so that we can complete many Boutique thingies at our meetings. Please consider doing this yourself or with a friend.

Rosalie and Simone are also looking for items from you for the **Award Blocks** at the Show. Again these items are listed near the end of this newsletter. Please help them out.

Let's not forget the **Baby Quilts** for the hospital and the **Touch Quilts** for the Alzheimer patients. Plan your time at our meetings to help each of these groups and maybe take a bit home to complete. Possibly you could help the Touch Quilts one meeting and the Baby Quilts the following one. With all of us working together, we can do this and have fun while helping others. Sally needs some help coordinating the Touch Quilts. Maybe YOU can do this?

I was the lucky person who won the Members' Raffle Block in June. A new one won't be ready till September of 2018. You will have your hands full **finishing YOUR quilts for our Show**. Remember that if you need help or have an issue, our meetings will be the place to share. You know there will be plenty of opinions to answer your questions. We are also still throwing ideas around about **our Quilts Kingston Challenge**. The idea is to have fun while challenging ourselves. Please bring any ideas you have. One of the best challenges we had in the past, resulted from combining three ideas into one. That was Claire's challenge. Remember?

And last but certainly not least, is the **QUILT SHOW**. We'll be making preparations. Marg and other ladies will be looking for help and for people to coordinate things. If you and a friend want to work together to make something happen, talk to Marg. We do want to make this the best show yet, right? So let's put our heads together and do it. We know we can. We've done it before. We can do it again. Let's go quilt and make this an exciting and fun time with your quilting friends! See you at the Church Hall Tuesday, September 5th.

Kingston Fall Fair Needs YOU

Donna Hamilton

On Saturday and Sunday, Sept 16 and 17, from 10am to 4pm each day, the Kingston Fall Fair is doing something different. They are having demonstrations of crafts in the Bennett Barn where the flowers and veggies are shown. The barn is clean, has electricity and was renovated recently. The Kingston Heirloom Quilters has been asked to participate. We will have two tables to display our work and we can bring our banner. There will be two quilting guilds, both the Kingston Heirloom Quilters and the Limestone Quilters Guild. The Cataraqui Needle Arts Guild will be there, as well as some knitters, spinners, and rug hookers. This is an opportunity to tell people about our Quilts Kingston in June 2018.

I would like to setup 2 hour shifts with 2 people each from the group. (If you think you can do two shifts, let me know.) That would be from 10am - 12noon, 12noon - 2pm, and 2pm - 4pm. You will be able to get into the Fair for free and if you have anything to sell, you can at no charge. I will put out a sign-up sheet at our Sept 5th meeting as there is no other meeting before the Fair. If you can make it, please phone or contact me via email. As there is little time between our meeting and the Fair, I will also send this via email. I am counting on you to help me set this up. It should be fun.

**KHQ 2017-2018 Fall/Winter
Current Projects & Programme**

| | |
|---|---|
| 1. Quilting Tulip Quilt (almost done ...) | 5. New Group Quilt – aim to quilt at Show (Lorna & Lynda) |
| 2. Quilting Baby quilts (starting new one) | 6. Boutique (Karen & Eileen) |
| 3. Making baby quilts for HDH & charity (Joan B, Peggy) | 7. Canada Quilt (Ros, Diane D, Donna) |
| 4. Making Touch quilts (Sally H & Monna & others) | |

**** Trunk Shows, & Demos begin at 10:15am otherwise we start at 9:30am and finish at 3pm**

We are hoping more of us can stay longer in order to complete the quilts and boutique items. Alternately, perhaps you can come back during the evening.

| | |
|-------------|---|
| Sept 5 | Let's get going Work Day ... |
| Sept 16, 17 | Kingston Fair Demonstrations – sign-up sheets available Tuesday |
| Sept 21 | General Meeting, Boutique, work day |
| Oct 3 | Boutique, Work Day |
| Oct 19 | Boutique, Work Day |
| Nov 7 | Boutique, Work Day |
| Nov 23 | Boutique, Work Day |
| Dec 5 | Mini Trunk Show: Modern Quilt Study Group Christmas Luncheon |
| | |
| Jan 9 | Boutique, Work day |
| Jan 25 | Annual Meeting, Boutique, work day |
| Feb 6 | Boutique, Work day |
| Feb 22 | Boutique, Work day |

LIBRARY NEWS

Lorna Grice

In June I borrowed 4 items from the Quilt Tool Library: KHQ #34 speedy Hexagons, KHQ # 36a & #36b Tri-Recs Tools, KHQ 80 Color Co-ordinator and KHQ#69 Olfa Rotating Mat. The rotating cutting mat is 12" square and is especially good for trimming pieced block units.... useful for half square triangles also. The color wheel is very basic, we have other better tools for help choosing fabrics for quilts. As for the other 2 tools I didn't "getaroundtoit".

Book Reviews

"Hold Everything, Purses, Totes and More" by Pam Damour and Betty Mitchell

If you like to make bags and purses this is the book for you! I was hoping to make one this summer but...life got in the way. Lovely colourful pictures and step by step instructions should help you create your own bags etc.

There may be some things that the boutique gals could make as well.

Simone Lynch

"Exploring Dimensional Quilt Art" by C. June Barnes

As the book says, stitch, fold, embellish and make some unusually shaped items that can be thingees, a container, maybe a fabric bottle or cylinder. Want to make an unusual spiral? This is a book you should explore. To me it is very unusual and I hope you will enjoy it. Maybe you might want to make something for our Boutique?


Donna Hamilton

TAYLOR SEWING QUILT SHOP

The friendly quilt shop where you'll always bump into your friends. Come on in for advice, classes, patterns, fabrics, Monks cloth, books, notions, batting and sew much more!

JANOME Mon-Fri 9-5, Sat 9-4 **PFAFF**

7712 Kent Blvd, Brockville 613-342-3153
www.taylorsewing.com

Picton Fabric World 

Geraldine Rorabeck
Proprietor
261 Main St.
Picton, ON
K0K 2T0

Phone 613.476.6397
Fax 613.476.0182
www.pictonfabricworld.com

Main St
From Hwy 33
To Hwy 401
To Ferry
Elizabeth St

Hours: Mon - Fri 9:00 AM to 5:30 PM
Sat. 9:00 AM to 5:00 PM

SIMKINS SEWING MACHINES

NEW LOCATION
UNIT # 1, 754 BAKER CRES.
KINGSTON ONT.
K7M 6P6
613-546-6110
1-800-667-2164



vbsimsew@gmail.com
www.vbsimkinssewingmachines.com

PERTH FABRICS CRAFTS 'N MORE

14 Gore St. E. - Downtown
PH 613-267-7990 FAX 613-267-5587

All Fabrics, Gigantic Notions, Trims, Yarn, DMC
Tole Painting, All Crafts, Flowers - Bridal

Alterations & Custom Sewing
Sewing & Quilting Classes
Website: perthfabrics.com

An Excerpt from a post on **Anna Hergert, Art & Design: An Unexpected Celebration**

Sharing insights & inspiration to encourage creativity – from Anna Hergert’s blog
<http://annahergert.me/2017/08/17/an-unexpected-celebration/>



In March and May this year I posted a call for entry to support World Quilt in New England and to represent Canada. Canadian long-arm quilter Debbie Macleod had accepted the responsibility for a second year to gather submissions, forward images for jurying to Mancuso Show Management for consideration, and then receive the quilts, pack them with great care and send them off to the Mancuso office in Pennsylvania. (Her job is only half done. She will receive the quilts, repack them and return them to their makers in early 2018 when they complete the US show circuit!)

We are always puzzled by how little interest exists among quilters in Canada to put their work out there and possibly pick up some prize money along the way. I have had the honour and privilege of judging World Quilt in 2014 and 2015. At that time I was dismayed at the low number of entries from Canada. Did you know that 10 collective entries provide an opportunity to be eligible for the Best of Country prize?

Today I am humbled and grateful to wake up to an email from Debbie Macleod congratulating me. Wabi Sabi Modern was selected as Canada's Best Entry. I am honoured to have been awarded Best of Country at World Quilt New England 2017, the year Canada celebrates its 150th Birthday.

Wabi Sabi Modern (53" h x 40" w) was created during the spring and early summer of 2016 as a contemplative exercise in cloth. You may have read about my trials and tribulations regarding straightening the rather distorted quilt. I was so tempted to just walk away at the time. But, with perseverance, determination and careful blocking resulting in a close relationship with this creation, I have grown very fond of this modern quilt.

Thank you, Debbie MacLeod for your encouragement to enter and accepting the organizational responsibilities on behalf of Canadian Quilters.

In closing, I have this valuable lesson to share: Don't give up! Finish what you start and don't use distractions to throw you off your path. And, if that is not enough encouragement, I entered this quilt into a notable national show from which it was rejected. Had it been accepted I would not have been able to enter the quilt into World Quilt.

How does the saying go? When one door closes another will open! Opportunities are all around us and all we need is to recognize these chances and act accordingly. Start deleting the rejection letters, tear them to shreds and burn them as collecting them will hamper your progress! Turn around and find another competition or show to enter!

To read more of Anna Hergert’s blog, visit <https://annahergert.me/author/annahergert/>

Lois Monieson's Journey Through Quilting

Donna Hamilton & Nelly Kamphuis

After our friend and fellow quilter, Lois Monieson, passed in Nov of 2014, many of her quilts were distributed to family and friends. However, there were many exceptional quilts left over and Lois' son gave Nelly and Donna the job of distributing them as we thought Lois would want. So over the last few years, we have been busy sorting through a lot of paper work and ribbons that Lois left behind and deciding where she'd want these quilts to go. Eventually we approached the Agnes Etherington Arts Centre and the School of Business Monieson Centre, which had been named after her husband, to see if they would be interested in the quilts. They were, and we are happy to announce that several went to the Heritage Quilt Collection and to the Monieson Centre. In fact, there is one of Lois' quilts hanging in the main office of the Monieson Centre right now, as you can see to the left. It is called "Fine Feathered Star", 60" x 60", which she made in 1987. Nelly and Donna helped to make this happen.



We have learned a lot from Lois since her passing. We knew she was a prolific quilter with a very creative, unique style. She exhibited widely in Canada, the U.S. and Japan, winning a number of awards and was featured in several books, magazines and newspaper articles, and during her travels, attended many workshops, lectures and quilt exhibits. What we had not seen was her body of work, how many exhibitions she had entered, and how she had kept track of her journey through quilting. It's amazing that she accomplished all this while crippled with rheumatoid arthritis!

We think we could all learn from some of what she did.



1) Lois took many workshops from inspiring instructors. Ever wonder what to do with the pins you collect from shows, magazines, or where ever? Maybe you might want to do what Lois did. Having come from Ohio, Lois made a double sided Ohio Star quilt. Every instructor she learned from signed a piece of fabric for her, and this became the centres of her Ohio Star blocks. She then entered the names of all the quilt magazines she read, the shows she went to, the shops where she bought fabric, and placed them in the sashing around the blocks. Guess what she did with her collection of pins? You guessed it, they are attached all around the quilt, "Stars in my Eyes". This quilt is a record of her journey through quilting and it is now at the Agnes.

2) Another wonderful idea Lois had was to make an electronic book of all the quilts she made. It is called "A Life of Quilts". Here she arranged pictures of her quilts in a pleasing way, showing two quilts per page, giving the quilt name, its size, and the year she made it. If there was a special story that went with the quilt, she told it at the bottom of the quilt. If the quilt was two sided, she showed both sides. Here was an easy way to see that she made 46 quilts, what they looked like, when they were made, and the story that went with each one. The book will soon be at the Monieson

Centre and we hope, the Agnes, after we finish adding any information found in her notes about any quilt without a story.

- 3) As Anna Hergert said in her recent blog (see above), and we paraphrase, enter your quilts in shows everywhere you can. Don't give up. A quilt rejected for one show, may win a big prize in another show. Lois did just this. She showed her quilts in Canada and all over the USA and eventually even in Japan! Sometimes she won ribbons. Sometimes not. But she had the time of her life meeting quilters from around the world and being inspired. This experience gave her lots of ideas.



- 4) Some tricks that Lois did. She often put a rod in the bottom of her quilts. She made two sleeves: one for the top to hang her quilt and one for the bottom to make it hang "perfectly". Another tip: as she was entering many quilt shows, she usually did not write the "date finished" on her quilt. That way, she could enter a quilt in shows for 3 or 4 years instead of the often 2 year limit!



Last but not least, Nelly and Donna had to show the School of Business how to store quilts safely as the Agnes did. Nelly found out which archival tubes were used by the Agnes. The School of Business eventually ordered a bunch of them and had several left over which they gifted to us. We are happy to say that KHQ is now the owner of 3 6' archival tubes, 3" in diameter that can be used however we want. Above are two pictures

of Nelly and Donna wrapping one of Lois' quilts in muslin readying it for storage.

In January 2018, the Agnes will be having a show of log cabin quilts from the Heritage Quilt Collection. Be sure to watch for Lois' innovative quilt "Butterflies are Free", shown to the right, that won many awards both in the US and Japan. Yes, this is a log cabin quilt with irregular logs. Be sure to see it.



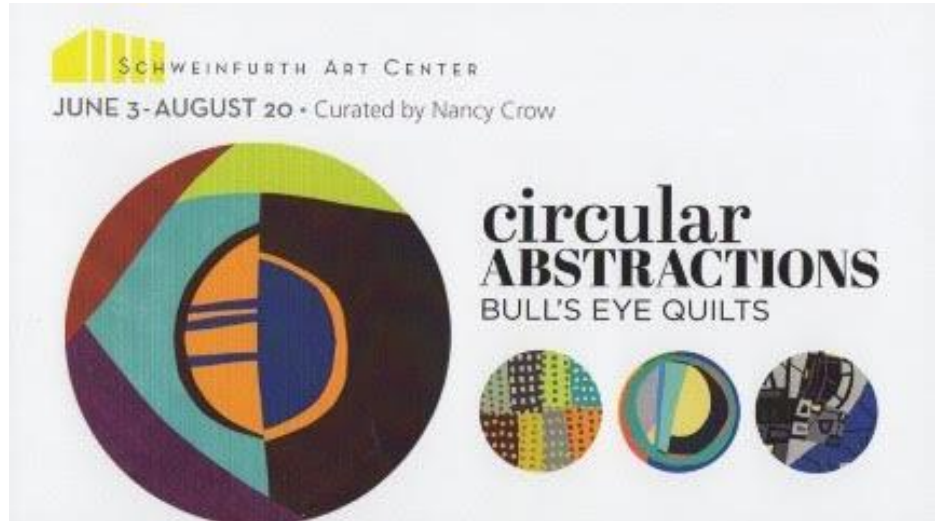
Quilting-by-the-Lake

Nelly Kamphuis

In July I took a trip with a friend to Quilting-by-the-Lake, not to take workshops this time, but on their tour day. First we met Claire Upton's long-time friend, Carol Sambora for lunch. Claire and Carol connected at QBL for many years, taking workshops together, and they became good friends.

We toured all the classrooms and saw what the participants were working on; interesting to see the variety. For me it was great to connect briefly with long-time friends. The quilt show was nice to see with some lovely work done by the QBL teachers and participants. We attended a lecture/trunk show by Maria Shell, one of the teachers, who had come all the way from Alaska. In the Merchants Mall we shopped at Country Keepsakes with a huge selection of beautiful fabrics and lots of quilt related items. We also visited Patchwork Plus, a beautiful shop in the country with lots of parking, near Skaneateles.

There was an exhibit at the Schweinfurth Art Centre in Auburn NY called Circular Abstraction, which was very worthwhile. The fibre art on display was beautifully done and it was interesting to see all the different interpretations on just one theme. Since I forgot my camera, there are no photos to share except for the brochure.



CQA National Juried Show 2017

Simone Lynch


In June, two busloads of eager quilters went on a day trip to the CQA in Mississauga. I was on the relatively quiet one but apparently Donna and Joan were on the rowdy one!

I found the show was better than last year's: there were more quilts for sure and more variety. There were a fair number of hand applied and hand quilted ones as well. Some of the landscape ones were amazing.

Everyone had a good time, with some spending more than they should!



Lorna played the puzzle game.



1000 Islands Quilters' Guild Quilt Show, Brockville

Donna Hamilton

Way back in May, Joan Legros and I went to the Brockville quilt show. We drove along highway 2 enjoying the day and scenery when we ran into a “dandelion cloud”. We had never seen one before. Basically there had been fields of dandelions and when they went to seed, the wind picked up the “fluff” and blew it into a cloud for us to drive through. I think we have enough dandelions. But I digress. Where to start. This show had a wide assortment of pieced and




applied quilts (some were hand quilted as the one to the left), wall hangings, Canada quilts, a challenge called “Reflections from the 1000 Islands” and so much more. I think I’ll let my pictures tell the story. If you didn’t get to this Show, you missed a good one.

To left *Paisley Garden* by Lammy Schaplehouman; hand applied and quilted



To right *Starlette* by Margaret Godkin contains 5000 $\frac{3}{4}$ ” hexies; hand stitched and quilted



Sir John A done in cheese cloth the Mary Pal way by Lynda McNab.



Blue Herons in Flight – View wall hanging from two directions and see two different herons – part of the “Reflections from the 1000 Islands” (Voted on so no name given for the maker)





Waterfall to left by Elizabeth Brown; machine pieced and quilted

O'Canada 2015-16 BOM to right by Brenda Craig



Shipshewana Trip

I was lucky enough to be a part of the Limestone Quilt Guild trip to Shipshewana Indiana, in June. It took a day & a half to get there, but well worth the time. Lots of fun & good fellowship on the bus, & we arrived in a very small Amish town to visit a really good quilt show. About a third of the quilts were hand pieced, appliquéd & hand quilted, wonderful workmanship & some really unique quilts. It's not often you see that many handmade quilts in one show these day.



Diane Davies




This was stunning, it was difficult to get a photograph as there were always so many people around it. What a great use of colour.



This was an amazing wall hanging, hand appliquéd, the squares were appliquéd onto the background, it was perfect.

This art quilt was made of tiny hexagons, just lovely to look at.





Just felt I had to include a few more quilts from this small, but lovely show. I really didn't like this modern quilt when I first saw it, but it became one of my favourites. It would be a lovely wall quilt to live with I think.

I love African themes, & this was so very different



There were so many lovely pieces at this show. The colours in this wallhanging just caught the eye from a distance.



The town itself was charming, with very friendly people, & of course delicious food. All told a really nice quilt trip.

The bus was packed for the return journey with all our fabric purchases. We had been on a Shop Hop, each shop very different, both in size & the fabric they sold. Who could resist buying when the largest quilt shop in town opened a special store where all the batiks were \$7 & all other fabrics were \$5, & there were a few thousand of them. Shiphewana is a great place to visit if you get the chance.

Touch Quilts

Sally Hutson



In June, six Touch Quilts were taken to Trillium Ridge. This is a total of 10 thus far which is almost half of the number of dementia patients there. We realize that not all wish to have a Touch Quilt but there are other patients who may need one but who are outside of that area.

I would appreciate a "partner" to share with this project. It doesn't require a great deal of time away from your current projects ... more organizing the squares to give to our volunteer sewers.

I thank all of you who contribute your time and energy to complete a Touch Quilt for these folks. We do have such a caring group of ladies in our midst.

Baby Quilts

Joan Bales

In June we received a letter from Lorraine Coull of the Hugs Program at KGH thanking us for the 12 quilts we had sent. And then before the end of the month we sent along another 12 quilts. Lorraine will be finished at the end of August and when a new coordinator is chosen she will call me with the full correct name to share with you.

Quilt of Belonging in Ottawa

Joan Bales

On June 28 we were in Gatineau baby-sitting our 6 year old grandson Joseph. That day we went across the river to Ottawa City Hall where the Quilt of Belonging was on display. The quilt was well positioned on the main floor lobby so that everybody passing by could see it and many did so while we were there. Books were for sale. Ester Bryan was not there that day, however her friend was so I signed the guest book on behalf of the Kingston Heirloom Quilters. We did not have our camera but Joseph showed a lot of interest in the emblems of so many countries.


Quilt of Belonging at the CNE and Eclipse trip

Ros Hanes

On our way down to see the total eclipse in Nashville, Tennessee we managed a half day at the CNE in Toronto. It was great to see the Q of B again although the venue didn't do it justice like ours did. I had a quick chat with Esther who after a busy summer showing the quilt at three different venues is looking forward to some quiet time at home.



This picture, labelled "Quilting competition in front of Princes' Gates, 1940" was part of a "Canada 150" display about the CNE. Look at all the dozens of quilting ladies!



We made it safely down to Nashville and really enjoyed our eclipse experience. It was beautiful and did get strangely dark not like the usual dusk. Amy even saw a bat flying. This picture is not nearly as good as all those done with pro equipment but it is mine done with my own little hand held camera.



September 2017



Heading north to Chicago, we passed through Indiana where we picked up a guide to the barn quilts of Gibson County, more than 225 of them! We took the time to try to find a few of them and discovered a number not even on the list. A few were used as advertising such as this pizza block at Sandy's pizza joint (it was listed), but most were regular barn quilts on the sides of houses, over garage doors, etc. What fun!



After a couple of interesting busy days in Chicago, we headed home, a 3652 km trip in one week!



Hospitality

Gail Jennings

Once again a list will be posted for volunteers to bring “goodies” to our meetings – which all will enjoy. Just a reminder, you don’t HAVE to do home-baking and you don’t HAVE to provide more than one item of baking/store-bought goodies. “Consider signing with a buddy for two people to share looking after treats. Looking forward to September.

Snippets

- ** Joan Bales was the lucky winner of the early bird registration
- ** More than 30 of us had a wonderful pot luck lunch at our June 6 meeting and collected \$84 for the church food bank. Donna Hamilton won the Golden Gate raffle blocks
- ** Here is the group participating in the strip exchange organized by Simone. We'll see what they come up with. Simone made this simple but effective quilt after winning 240 strips at the Limestone Quilters bingo night.



Show and Share

Here is a sampling of the many show and share items we enjoyed last spring.



Phyllis - Court House steps



Sally – nine patch crossed will be machine quilted



Lorna – top started 20 years ago but undecided as to quilting (we don't like to rush into these things)



Rosalie – another small quilt for the show boutique



Eileen taught a bag workshop and here are some of the “bag” ladies with their completed projects. Some enjoyed it so much they made more than one: Linda finished two and Karen completed a whopping four!

Things to be collected for the Boutique and Awards

(1) Here are the notes from Eileen and Karen for boutique Items:

Microwave Bowls - Kitchen Colours

10 1/2" square pieced block for insides
10 1/2" square matching for outsides

Seat Belt Covers - for cars

7" x 9" pieced for outside
7" x 9" matching for inside

Scrap Tote Bags

15" x 16" Front & Back - pieced
15" x 15 1/2" Lining fabric
20" x 3" Strap fabric
4" x 1 1/2" Flinkie fabric

(2) From Rosalie for award blocks

20" length of 1/4" satin ribbon

Any 4"-5" pieced block (i.e. 4 1/2" - 5 1/2" unfinished, to include 1/4" seam allowances); small prints or tone-on-tone fabrics recommended. Any embellishments you might want to have attached to your block (with instructions, if needed)

TWO pre-cut pieces from main/focus fabric:

- a) a SQUARE - same size as unfinished block, and
 - b) a RECTANGLE - same width as the square and **twice** the length.
- A bit of 1/4" ribbon (if you have any) to match: 1 x 24" or 2 x 12" length

Upcoming Events

Sept 9 - 10, 2017: 2017 Fibrefest, Mississippi Valley Textile Museum

Two day festival of Fibre Arts at the Mississippi Valley Textile Museum, 3 Rosamond Street East, *Almonte*, ON, & the Almonte Arena on Saturday & Sunday Sep 9 & 10 from 10am - 5pm. There will be 75 Fibre Art vendors and 15 workshops. Tea room & BBQ by the Friends of the Mississippi Valley Textile Museum. Admission is \$5/day. For more information, visit <http://mvtm.ca/>

Sept 16 - 17, 2017: 2017 Harvest of Quilts, Show & Sale

Newly located this year at: Bobcaygeon Curling Club, 49 Mansfield Street, *Bobcaygeon*, ON. Hours: Sat 10am - 5pm and Sun 10am - 4pm. Admission \$5, Show features: new & heritage quilts, Merchants Mall, Toonie Draw, Demonstrations, Refreshments on site, Members Boutique, Raffle Quilt. For more information visit <http://www.settlersvillagequilters.ca/>

Sept 14 - 17, 2017: Kingston Fall Fair

The Kingston Fall Fair is at the Memorial Centre Grounds. Quilts and hand crafts are accepted on Thursday Sept 14 by 11am. On Saturday & Sunday from 10am - 4pm there will be demonstrators in the Bennett Barn. Members from the Kingston Heirloom Quilters, the Limestone Quilters' Guild, The Cataraqui Guild of Needle Arts, and knitters, spinners, and rug hookers will demo their crafts. Hope you can come and see us. For more information visit: <http://www.kingstonfair.com/>

Sept 16, 2017: Celebrate Canada 150 Quilt Show

The Kanata Quilt Guild invites you to come to their FIRST ever quilt show at a small Community event, held in the Glen Carin United Church, 140 Abbeyhill Drive, Kanata, from 9:30am to 3:30pm. Vendors on site, Members Boutique, Tea Room, and free parking. Admission \$5. It is ONE day only. For mor information, visit: <http://www.kanataquiltguild.com/>

Sept 16 - 17, 2017: Lakeshore Creative Stitchery Guild Exhibition & Sale

The Lakeshore Creative Stitchery Guild (LCSG) will host its 42nd exhibition of needle arts at the Stewart Hall Cultural Centre, *Pointe Claire*, Que. on Saturday from 10am - 5pm and Sunday 1pm - 4pm. Showcasing the works of its members, the exhibition will display over 200 pieces of fine needlework, in a wide variety of embroidery techniques and in a range of formats, including framed works, tablecloths and linens, and decorative pieces. Throughout the weekend event, members will be on hand to demonstrate embroidery techniques including traditional Japanese embroidery, Hardanger, Brazilian among others. There will be a Guild Sale Table, and vendors. For more information on LCSG, visit www.lcsg-gtal.ca.

Sept 30, 2017: 2017 Needle Arts Fair

The Cataraqui Guild of Needle Arts (CGNA) is once again hosting their "2017 Needle Arts Fair" on Saturday Sept 30th, from 10am to 4pm at the Seniors Centre, 56 Francis St, *Kingston*, ON. Admission is \$5. The Fair will feature current work and a 15th Anniversary Retrospective from CGNA members, a *Canada 150 Challenge* open to all textile artists, and a wide selection of retailers and demonstratore. For more information, contact *needleartsfair at gmail.com* or visit <http://quiltskingston.org/cgna/>

Oct 13 - 14, 2017: Waterloo County Quilters' Exhibit

The premiere quilt exhibit of the Waterloo County Quilters' Guild held at Forbes Family Hall at RIM Park, 2001 University Ave E, *Waterloo* on Friday and Saturday from 10am to 5pm. Held every two years. Over 300 beautiful quilts on display. Vendors, small quilt draw, charity raffle quilt, members' boutique, door prizes, tea room. Admission \$8. Accessible. For more information, visit: <http://wcquiltersguild.on.ca/>

Nov 10 - 11, 2017: A Celebration of Quilts XIII

The York Heritage Quilters' Guild presents A Celebration of Quilts XIII, at Toronto Botanical Gardens, 777 Lawrence Avenue West, *Toronto* ON on Friday 10am - 7pm and Saturday 10am - 5pm. There will be a Guild Gift Shop and Vendors. For more information, visit: <https://yhqg.org/quiltshow2017/>