



“She cut a red square, then took the shears to the brown cloth and clipped the shape of a wagon....she wouldn’t say what happened to her with words. She would tell it in the cloth”

*The Invention of Wings by Sue Monk Kidd*

Quiltkingston.org/khq/

April, 2019



The Canada Quilt! Started in the fall of 2016 as KHQ’s project for Canada’s 150th, and pieced and embellished primarily by hand, the quilt is nearing completion.

*More photos P. 17*

**Inside**

Presidents’ Message	2	At the Meetings	15-16
Upcoming Meetings	3	Memories of Yesteryear	19
Chicken Workshop	4-5	2018/2019 Challenges	21
Show and Tell	6-11	Sponsors and Information	18
In Our Travels	12-14	Quilting Events	25-26



# Kingston Heirloom Quilters

## Presidents' Message

---

We're nearing the end of our year, time to think about what you want to do next year!

We still have our threadpainting workshop on **May 10th** at the Lion's club on Sydenham Road. Hope all of you taking it are ready. I went through my stuff and I think I've got everything. I've ordered the patterns and we will get them on the day. I think they are \$12. Make sure you have a free-motion foot and your machine is in good working order.

Read your requirements sheet carefully so you don't miss anything. I looked out the window this morning (April 25) and my rhubarb is up! My tulips are growing well with all this rain and I have a few daffodils getting ready to bloom. Poppies are up too. I'll have to get my seeds out soon and see what I need for this year. My tomatoes are growing well, I will soon transplant into bigger containers so they don't get too leggy.

Our meeting on **May 7th** is a workday, but we also want you to bring your favorite and most useful quilt-related tool. And maybe you

can find that item that you bought, but have never used, or that didn't work for you at all!

Hints and tips are requested for the **May 23rd** meeting, things you've used or heard about. Maybe your fellow quilters don't know about them.

And, of course, we have our Annual meeting on **June 4th**, with our potluck lunch afterward. There will also be the two challenges to look forward to. Our member's block is due, Stars Over Baltimore. Some lucky winner will have a beautiful quilt to put together and they will receive the patterns and finishing info on a thumb drive. The other challenge, Wiggles and Waves, is also due and we will display them so everyone can admire. I believe there will be a viewer's choice vote.

That's it for now. I'm sure the rest of the newsletter will be wonderful as always.



*Simone and Kim*



# Kingston Heirloom Quilters

## Upcoming Meetings

### Upcoming Meetings and Events

**May 7** - Work Day and show and tell, of your favourite tool, or, tools that don't measure up.

**May 10** - A workshop featuring Bridget O'Flaherty, learning thread painting. Lion's Hall

**May 23** - Share your best quilting

and sewing hints, tips, efficiencies and other ideas.

**June 4** - Annual General Meeting and Pot Luck Lunch. Judging of the Wiggles and Waves challenge.

**June 20** - Final meeting of the season, a general work day and packing away for the summer.

### 52 Blocks in 52 Weeks

The Canadian Quilters' Association has started a new opportunity—to do 52 quilt blocks in 52 weeks. The blocks are—at least so far—pretty easy, and it is a great way to use up scraps.

Although it started on Jan. 15, it would not take long for you to catch up if you are interested.

Each Tuesday morning a new block is posted, and there is also a post on social media to remind you to download your new set of instructions.

Each block is 6.5 inches square unfinished. Each is written up using the same three colors to demonstrate.

If you used only three fabrics—a dark, a medium and a light—you would need 1.5 yards of each.

When they are completed you can arrange the blocks however you like, but a finished size—with no sashing or borders—would be 36" by 54".

There is a Facebook group, called 52 Blocks 52 Weeks, for those participating, if you want to join and share your blocks and see what others are creating. You can certainly do the project without joining.

Check it out at <https://canadianquilter.com/52-blocks-in-52-weeks/>





# Kingston Heirloom Quilters

## The Chicken Workshop



The chickens, along with a similarly shaped sewing accessory bag, multiplied during a recent workshop—and then again a few weeks later.

The chickens we made at the workshop were easy—but not!





# Kingston Heirloom Quilters

## The Chicken Workshop



The chicken assembly line!



Anjali and Donna  
check out the latest  
additions to the flock



# Kingston Heirloom Quilters

## Show and Tell

Gail Jennings showed this beautiful double wedding ring quilt. It started out as a traditional wedding quilt one-day workshop given by Lydia Quigley. Gail says she did some work on it at home right after the workshop and then it sat in a tote for YEARS. She says she hauled it out when her first granddaughter was getting married, 'fiddled and faddled' trying to make a different design out of it and came up with this. Unfortunately the fairly extensive quilting doesn't show up in this photo, including in the center of the large ring which contained their initials done in satin stitch. It didn't get finished for the wedding, but it did make a good Christmas gift!



Josie has been knitting, and decorating, activity muffs for those with dementia and autism





# Kingston Heirloom Quilters

## Show and Tell



Mary Anne McAndrews showed a beautiful happy quilt. She has lately been making quilts from her stash but says the fabric pile still seems to be growing every night when she is asleep



Mary Anne with the third, and final, in her quilt series



Mary Anne has finally found the bright colors for a requested baby quilt



# Kingston Heirloom Quilters

## Show and Tell



Another finished UFO! Finally



A beautiful table runner for a special sister (below)







# Kingston Heirloom Quilters

## Show and Tell



A welcome quilt for a new granddaughter—a little late but beautiful none-the-less


Lorna with a quilt from a long-ago members' challenge. Apparently there are lots of these pretty blocks in members' stashes





# Kingston Heirloom Quilters

## Show and Tell



Phyllis Van Horne has completed another quilt (blue) for her patron, Bruce Bailey of Toronto. The red quilt is for Phyllis herself, at least for now. Phyllis hand pieces and hand quilts every one of her quilts.





# Kingston Heirloom Quilters

## Show and Tell



Lorna Grice said she has had this on her design wall for years and kept moving the blocks. Finally happy with what she saw, she recently completed the quilt.



Mary Anne Kingston made herself a great knitting bag (top left) out of the perfect fabric. Then she made a little bag to hold smaller projects and, finally, she came up with a smaller holder to store her project needles—and to keep all her stitches in place.



# Kingston Heirloom Quilters

## In our Travels



The history of Ford Motor Company vehicles is beautifully rendered in this series of quilts made by Florence Prince, in honor of Gladis O'Brien, for the Southwestern Ontario Heritage Village and Transportation Museum in Essex County near Windsor, ON. Look at them in a larger size to see the amazing quilting.

*Photos and Information from:  
Lou Ann Meloche*





## Kingston Heirloom Quilters

### In our Travels

Images of the Heritage Village Quilt (76" by 100"). Log cabin pattern with chain and leaves.

Photography by Melanie Denis. Quilt handmade by Nicole Denis.

Hanging in the entry to the Southwestern Ontario Heritage Village and Transportation Museum.

*Photo from: Lou Ann Meloche—one of our newest members*



Judy Anne Breeamen identifies this block as *Red Cross*, reporting that it was published in *Modern Pricilla* in 1917 to be used in fundraising efforts for the war. This block was a red cross applied to white background, though the article included a suggestion to piece the block to save fabric.

*Thanks to the 365 Quilt Blocks Challenge*



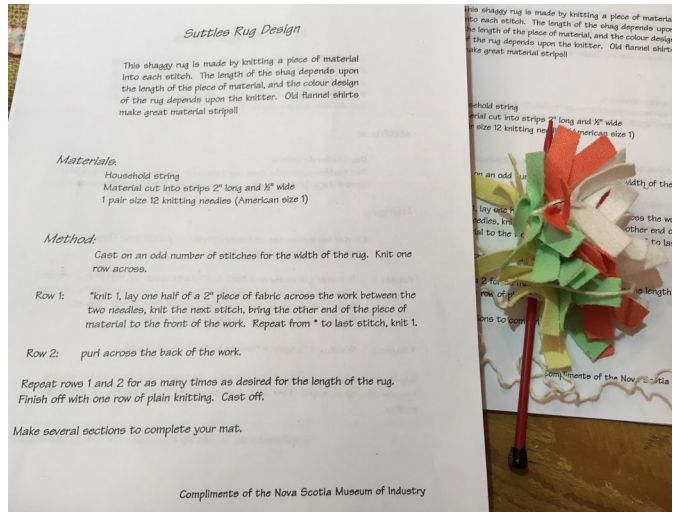
# Kingston Heirloom Quilters

## In our Travels

### Making


a

### Suttles Rug



Lou Ann Meloche found instructions for making a 'suttles' rug at the Nova Scotia Museum of Industry in New Glasgow last summer. The museum is fairly new, she said, and very interesting, but does not have an extensive display of hand crafts. Below are photos of the back, and of the front, of the rug. According to the instructions the rugs are a mix of household string and strips of fabric.

*Information and photos from: Lou Ann Meloche*





# Kingston Heirloom Quilters

## At the meetings



Long arm quilter Carolyn Downs donated some excess thread spools and Karen worked hard to rewind them onto smaller spools for those going to the thread painting workshop



Donna demonstrating how to make the sewing accessory bag. She deconstructed her own bag to get ready for the workshop—and then got ready to make a new one. Her daughter liked it so much—she took it!



## Kingston Heirloom Quilters At the meetings



Sharing a laugh while working on the latest baby quilt. KHQ donated 12 small quilts and three knitted blankets to the premie unit at KGH. The co-ordinator called with a special thanks for the donations which welcome new babies.



Simone brought in her grandson, so he could see some of the inspiration for those great baby gifts he received





# Kingston Heirloom Quilters

## Working Together-Canada Quilt

Work continues on the Canada Quilt with the provinces being carefully sewn together for a beautiful vista





# Kingston Heirloom Quilters

## Sponsors and Information

### TAYLOR SEWING CENTRE QUILT SHOP

Quilting Fabrics, Wide Backs, Classes,  
Patterns, Monks cloth, Books, Notions,  
Batting, and Sew much more!

JANOME

[www.taylorsewing.com](http://www.taylorsewing.com)

PFAFF



Mon -Fri 930-5, Sat 930-4  
7712 Kent Blvd, Brockville  
613-342-3153 1-877-837-6140

In-store Machine Repairs & Service



*Beth Ruiter*

OWNER | PROPRIÉTAIRE

1087 CONCESSION ST, UNIT 102  
RUSSELL, ON, K4R 1C7

613-496-2276

[QUILTERSBARNANDGIFTS@GMAIL.COM](mailto:QUILTERSBARNANDGIFTS@GMAIL.COM)

[/QUILTERSBARNANDGIFTS](https://www.facebook.com/QuiltersBarnandGifts)

## How about the Fair?

With no quilt show for 2019 it would be a great year to put some of your sewing, crafting and quilting items into the Kingston Fall Fair, in mid-September. Look at all the winners we had in 2018!

First-time entrants, or anyone who would like some help with their entry, can contact Donna Hamilton who will either lend a hand herself, or get another experienced entrant to help you. Visit the Kingston Fair web page: [www.kingstonfair.com](http://www.kingstonfair.com) for updates

## *Paisleys Quilt Shop*

*Fabrics and Gifts*

*Madonna Oliver*

613-203-9011

[Info@PaisleysQuiltShop.com](mailto:Info@PaisleysQuiltShop.com)

[PaisleysQuiltShop.com](http://PaisleysQuiltShop.com)



## Don't Miss the bus!

Our partner quilt group, Limestone Quilters, is chartering buses for a trip to Quilts Canada in Ottawa June 12, 2019 (day trip). Kingston Heirloom Quilters, and others, are welcome. There may be some seats left. Register on-line or call Maple Leaf Tours 613-384-0012



# Kingston Heirloom Quilters

## Memories of Yesteryear

At a recent meeting KHQ historian Karen Quattrocchi challenged members to come up with a list of things that had 'disappeared' in their lifetimes. The list is interesting. Likely many of us can think of even more. We will have been challenged to think of things which we still have now, but which we expect will 'disappear' in the coming years. That list will be carried in the next newsletter.

Studebaker cars  
8 mm film  
Rolodex address cards  
Black and white TV  
3 channels on Black and White TV  
Rabbit ear antennae  
Hand crank telephones  
Telephone party line  
Dial-up internet  
Rotary phones  
Milk and bread delivery (by horse)  
Galoshes  
Jello for dessert  
Wringer washing machines  
Three day wakes  
Transistor radios  
Coloured toilet paper  
Typewriters  
Large floral print wallpaper  
Coloured bath fixtures  
Wedding write-ups in the newspaper



8 track tapes  
Cassette tapes  
Floppy computer discs  
Tomato aspic  
Adding machines  
Chenille bedspreads  
Slide projectors  
Neighbourhood parties with fireworks  
Ashtrays (for gifts)  
Penny candy  
Pennies  
#7 quilting needles  
Ditto machines  
Telegrams  
Tin cans tied on "Just Married" cars  
3 digit phone numbers  
Hay cutting machines (before balers - hay was put loosely into barns)  
Prizes in cereal or detergent boxes  
The Avon lady who went door-to-door with her free samples




## Kingston Heirloom Quilters



### Do you know what this is?

I found this little gadget when going through some bags of old sewing stuff my mother had bought for me from yard sales. It is about four inches long and, as you can see, at the bottom

has a little pokey thing sticking out (it is sharp). One side has a scale of some type with the numbers from 1-8 set along one edge about a quarter inch apart. It could be for sewing or, possibly, for carpentry because my grandfather was a carpenter and my dad liked funny metal things. It seems like you should be able to move the guide along the scale but nothing moves. Thanks. Wendy Nicol



### Delicious Cookies

Lorna Grice is sharing a tender oatmeal cookie recipe that was a big hit at a recent meeting. The recipe was given to her by a childhood neighbor, Mrs. Grieg, who, Lorna remembers, was from Scotland.

#### Oatmeal Cookies

1 cup shortening  
½ cup white sugar  
½ cup brown sugar  
1 egg  
1 teaspoon of vanilla  
1 ½ cups flour  
1 ½ teaspoons baking soda  
1 ½ cups Large flake oatmeal (do not

make a substitute)

Beat together the shortening, white sugar and brown sugar. Add the egg and vanilla and mix well. Next, and last, mix in the flour, baking soda and oatmeal. Drop in spoonfuls on cookie sheets lined with parchment paper. Dip a fork in flour and flatten each cookie. Bake @ 350 degrees for 12 minutes (more or less).

Some additions for a simple change in taste: ½ cup of raisins or currants. Occasionally Lorna adds a teaspoon of grated orange rind and ¼ teaspoon of mace. This recipe doubles well. Enjoy!



# Kingston Heirloom Quilters

## Challenges



### Member's Challenge

Time is almost up to complete your member's challenge blocks for the quilt Stars Over Baltimore. Simone got things started and will provide the winner with a thumb drive of the final layout and directions.

These are the April blocks. As always, it will be a lot of fun to see how the quilt comes together!

### Challenge 2018-2019 Wiggles and Waves

Let your creative juices flow! Have fun with it! You can use any technique/fabric/medium/pattern/textures/surface manipulation

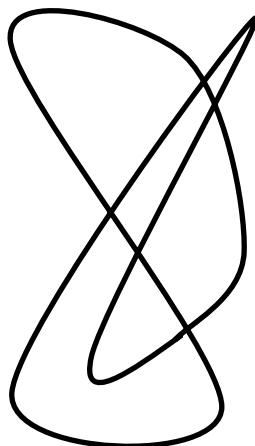
Only restrictions:

- Measurements

not to exceed a perimeter of 100 inches

- No visible identification

Have your submission ready for the June luncheon when entries will be voted on secretly by peer ballots





# Kingston Heirloom Quilters

## Odessa Quilt Retreat



*Photos from: Lynda Kerckhoff*





# Kingston Heirloom Quilters

## Odessa Quilt Retreat





# Kingston Heirloom Quilters

## Napanee Quilt Show

Many KHQ members attended the recent Napanee Heritage Quilters' Guild Quilt Show. There were so many positive comments at our meeting on the following Thursday that it seemed a good idea to share what we liked!

The show theme was "Sun, Moon and Stars". We liked the star and moon cut-outs attached to clothespins that held the write-ups on the sides of the hanging quilts. These tied in with the theme, were decorative and non-intrusive. The Napanee hostesses were helpful and friendly. The show was well set up and curated. We were inspired by the beautiful quilts of Sue Fiddes, the guild's featured quilter. The category "First Time Shown" encouraged new quilters to participate. What an amazing collection of more than 70 beautifully prepared baskets for draw at the end of the show! The variety of items in the baskets was outstanding and we appreciate the amount of work that went into this sale. There were new vendors. We liked the categories for judging the



quilts : First and Second place for Wallhanging or Quilt and Favorite First Time Entry. The lunch room was upstairs with the Farm Quilts. What a clever idea to have a Free-Entry Ballot Box for prizes at this location!

Congratulations, ladies. Keep quilting and we'll look forward to your next show in 2021!

*Submitted by: Karen Quattrocchi*

*Photo by: Simone Lynch*





# Kingston Heirloom Quilters

## Quilting Events

---

### **May 3/4/5: Beaconsfield Quilters Guild 40th Anniversary and Quilt Show**

Beaconsfield Quilters Guild's 40th Anniversary celebration and biennial quilt show. New to the show this year are: workshops, lectures and demos; and as always, a tea room and vendors. Admission \$10. Friday 7:30 pm – 9:00 pm, Saturday 9:00 am – 5:00 pm, Sunday 9:00 am – 4:00 pm. Centennial Centre, MacDonald Campus, 21111 Rue Lakeshore, Sainte-Anne-de-Bellevue, QC

### **May 3/4 Bobbin' Along Windsor Quilters' Guild Quilt Show 2019 @ WFCU Centre**

\$6 admission and special offer for attendants of special needs individuals. WFCU Ctr. is an accessible facility and offers free parking. Friday 10-6, Saturday 10-4

### **May 3/4: Thames Valley Quilters Guild Quilt Show**

Quilt display, vendors, tea room, boutique. Free Admission. Wesley-Knox United Church, 91 Askin St., London, ON

### **May 3/4 Quilting in the Village 2019 @ Wesley Knox United Church**

More than 150 handmade quilts, vendors, guild boutique with proceeds to Victoria Quilts. Tea Room included with \$8 admission. Open 10-6 and 10-4

### **May 9/10/11: Oxford Quilters' Guild Quilt Show**

Pieces of Magic Quilt Show. More than 200 new quilts by members, Guild Challenges, Guild 40th Anniversary display, Door prizes, Merchant Mall, Boutique, Tea Room, Raffle Quilt (draw Saturday at 3 pm). Admission \$8. Thursday and Friday 10-7, Saturday 10-4. 97 Mutual St. S., Ingersoll, ON .

### **May 20 to May 25 Ailsa Craig Quilt & Fibre Art Festival @ Ailsa Craig Community Centre**

International quilt festival this year featuring New Zealand. More than 100 quilt and fabric art pieces displayed in the community centre. Workshops taught by New Zealand fabric artists, vendors mall, daily demonstrations, fibre art challenge display and the popular quilter's cafe. Daily 10:am-5:pm. Saturday 10:am-4:pm.

### **May 24/25/26 Superior Quilt Show – Thunder Bay, ON @ CLE Colliseum Building, Thunder Bay Quilters' Guild**

May 24, 12-9PM, May 25, 10AM-4PM, May 26, 10AM-3PM. CLE Coliseum, 425 Northern Ave, Thunder Bay. Admission \$5, Children under 12 Free. 200+ Quilts on display, vendors, food, free demonstrations. Spring Quilt Challenge sponsored by Northcott.

---



# Kingston Heirloom Quilters

## Quilting Events

---

**May 21/22/23/24/25: St. Jacobs Quilt Show** St. Jacobs Quilt and Fibre Art Festival. This annual event will feature a Trunk Show, a wearable art Fashion Show, Seminar/Demo eg., guest artists and an unusual fibre art exhibit at the silos. Website: [www.stjacobs.com](http://www.stjacobs.com). Admission \$6. Schoolhouse Theatre. 11 Albert St W, St. Jacobs.

**May 24/25: Dunnville's Own Tiny Stitchers (DOTS) Quilts and More Quilts.** Merchant Mall ,Boutique, Raffle Quilt, Silent Auction, Café, Demonstrations. Friday, 10am to 5pm, Saturday, 10am to 4pm General Admission: \$8. Dunnville Memorial Arena, 275 Ramsey Dr., Dunnville.

**June 7: Quaker Guild Quilt Show** Admission \$5. 10AM – 4PM. 89 Stover St. N. Norwich.

**June 8/9: Stitching Among Friends” Quilt Show** Quilting Corners Quilt Guild. Quilts, Wall Hangings, Quilted Apparel, Mini Auction, Corner Store, Quilt Raffle, Merchant Mall, Bed Turning, Tea Room. Admission \$7. Alliston Curling Rink, 52 Albert St. W., Alliston.

**June 12/13/14/15 QUILT CANADA 2019** EY Centre, 4899 Uplands Drive, Ottawa  
**July 13/14 Stitches From the Heart Quilt Show 2019 @ The Royal Canadian Legion, Branch 25** Quilts, vendors, New to you Boutique, silent auctions, demonstrations. Admission \$5.

**Sept. 7/8 London Modern Quilt Guild Quilt Show @ Grosvenor Lodge** Come see modern quilts on display in a heritage home. Black and White Plus One Challenge quilts on display outside. Vendors and free parking. Admission \$5

**Sept. 27/28 Elliot Lake Quilt Guild @ Gentle Shepherd Church** Come and enjoy the beautiful fall foliage in pristine Elliot Lake. Friday noon – 8:00pm, Saturday 10:00am – 5:00pm

**Sept. 28/29 Quilts By The Bay – North Bay @ Odyssee Secondary School** Near North Quilter’s Guild and Northern Lights Quilter’s Guild. Saturday 10:00 a.m.-4:00 p.m., Sunday 10:00 a.m. – 3:00 p.m. Tea Room and Merchant Mall. Quilt show proceeds donated to Children Adolescent Mental Health Unit and for Digital Mammography Equipment at North Bay Regional Health Centre. Admission \$8.



## Kingston Heirloom Quilters

### 2018/2019 Executive

**Co-Presidents :** Simone Lynch , Kim Dawdy

**Co-Past Presidents:**

Donna Hamilton, Anjali Shyam

**Vice President:** Marg Henshaw

**Corresponding Secretary:** Sally Hutson

**Recording Secretary:** Lynda Redmond

**Treasurer:** Mary Ann Kingston

**Social Convenors:** Jeannine Sullivan,  
Francine Leblanc, Pat Hughes

**Membership/Phone Convenor:**

Kathryn Breau

**Publicity:** Peggy McAskill

**Program:** Executive

**Newsletter Editor:** Wendy Nicol

**Historian:** Karen Quattrocchi

**Librarian:** Ros Hanes

**Baby Quilts:** Joan Bales, Peggy McAskill

**Touch Quilts:** Sally Hutson

**Life Members:** Diane Berry, Bea Walroth, Donna Hamilton, Margaret Henshaw, Ros Hanes

Meetings usually held the first Tuesday and the third Thursday of each month from September to June at St. John's Anglican Church Hall in Portsmouth. Guests and new members welcome

KHQ *usually* meets twice monthly, from September through June on the first Tuesday and the third Thursday of the month. Meetings are from 9:30am to 3pm at St. John's Anglican Church Hall on Church Street in Portsmouth Village, Kingston.

Members bring a lunch and spend the day with fellow quilters.

Activities center on group projects, workshops, demonstrations and guest speakers.

Meeting days without a formal program are spent on a variety of group projects.

Membership is open to both experienced and learning quilters who support our goals of developing and preserving the skills of heirloom quilting. We welcome visitors to our meetings.

Please join us for the love of quilting. Drop in or contact us at khq at quiltskingston.org. We love to meet new and experienced quilt enthusiasts.