



December Newsletter 2021

Quiltskingston.org/khq/

Presidents' Message

This continues to be an interesting and challenging year. At least we were able to take advantage of Lake Ontario Park in September and October. Like us you were probably grateful for those opportunities to see everyone and all those beautiful quilts in person.

We can't believe Kingston is a hot spot when we did so well through the first 3 or 4 waves, especially with our high vaccination rate. But we are where we are. The biggest challenge we have is not to let all this get to us. We will get through all of this. And we are so lucky to have each other, our quilting, and the internet with zoom.

Our zoom meetings are a stress-free way to stay connected in these times. We hope to see you all on Tuesday, December 7th to celebrate the season and Thursday Dec 16th because we can.



The executive has been working on the program for next year. We hope to inspire you to create pieces that are loved and cherished for years to come.

So come join us on Zoom and have a laugh or three. Share things you've made and see what others are making. Do share anything interesting you come across online or in magazines, interesting quilters and their talks and workshops. There is lots going on.

Have a Very Merry Christmas and wishing you and yours a Happy New Year!

Let's go quilt! Donna and Anjali

KHQ Programming for Winter 2022

Along with the programming listed below we have: Baby & Touch Quilts (talk to Peggy and Sally respectively); Boutique items (Have ideas? Let Executive know); Scrappy Quilt (all blocks for top except border are in; next step layout); Mystery Block of the Month (started first block, want to join us? Let Donna know.); Canada Quilt (Talk to Ros)

Dec 7

- Christmas meeting; tea & goodies to share;
- Wear Christmas colours & bring a Christmas ornament or present that you've made for show and share;
- Simone will show us how to make a decoration for a tree or maybe Christmas package. More info will be sent to you.

Dec 16

- Meet for those who want to come; show and share & chat

Jan 4

- Linda Coulture to speak on the techniques she uses and how she approaches her art
- Show and share and visit

Jan 20

- Learn/Refresh your skills on Cathedral Windows with Simone
- Show and share (Done any Cathedral Windows?) and visit

Feb 1

- Make Boutique items with Eileen
- Show and share and visit

Feb 17

- Joanna Dermenjian will give us an update on her research into WWII Quilts made in Canada
- Show and share and visit

Mar 1

- Learn/Refresh your skills on English Paper piecing with Ros
- Show and share (done any English Paper Piecing?) and visit

Mar 17

- Fran McArthur (current and former KHQ member now in Victoria, BC) will talk with us (still working on details)
- Show and share and visit

Apr 5

- Make a wine bag with Sally
- Show and share and visit

Apr 21

- Make Boutique items
- Show and share and visit



Baby Quilts

These are recent donations to the Hugs program at KGH. Great team work & inventiveness during the Pandemic! Many gratefully received donations from our members as well as the team working together described below.



Our network is working. Pat sews the tops and has coordinated backing, I baste the 3 layers together, Mary Anne machine quilts them and Bernice binds them and sews on the labels that Mary Anne makes. A volunteer from KGH picks them up from my home. We've been inventive. The final count is 37 quilts and 10 blankets donated since July 2021. Well done, all!

Peggy



Show and Share



Fabric pumpkins are my new obsession. I find them adorable and have them all around the house now. They are easy to make and would be a good addition to the boutique at the upcoming quilt show. For the adventurous ladies in the group, patchwork, appliqué and embellished pumpkins would be a unique display at thanksgiving.

Fabric trees with beads, sequins and a wine cork are the new seasonal obsession.



Anjali

Budapest souvenirs from Ros's zoom presentation on November 18th

"Arts and Crafts in Budapest 2018"



An acquaintance said she saw me all summer (at the golf course of course!) with my tiny purse and asked if I would make her four. So here they are - Christmas gifts for herself and three sisters. Delivered them last Sunday and she was thrilled. Eileen



And from Simone-

These are 2 things I've worked on recently. The little fidget quilt and pillow were for a little boy (under 3) that was recently diagnosed on the spectrum. His mom is a friend of my daughter's. The back and pillow are Minky. It's the first time I've worked with Minky and does it ever shed! I was told that he's really enjoying it so I'm very happy I was able to do this for him.



The second picture is half of the blocks that I picked up at a KHQ guild meeting several years ago. I had to redo some and make others. The wedges were already cut out and I had to find a fabric for the centres. I'm quilting it now. (3rd pic) It will be a "Dignity Quilt" for the memory unit where my MIL is living now at Fox Run in Gananoque.

Here is a link if anyone is interested in making one.

<https://www.google.com/search?q=dignity+quilts&oq=dignity+quilts&aqs=chrome..69i57j13872j0j7&sourceid=chrome&ie=UTF-8>

This is my latest completed project. A Quilted Hug shawl for my MIL at Fox Run in Gan. She'll be getting it next week for Xmas.



QUILTS ARE THE BEST THING TO KEEP YOU WARM

Just a blanket statement.

Dogs & A Cat on Quilts

You may have noticed how often animals are included in pictures of quilts on public media. Here are a few photos of family pets posed on some of my gifted quilts. I cannot take credit for the doll quilt with Molly and Brie however, that was made by an aunt more than fifty years ago. My cousin did ask me to repair the backing and was nonplussed when I asked for the “rag bag”. Doesn’t everyone have one?

I came home to root through some “vintage fabric” and found a piece similar to the backing which was to be replaced. My cousin and I could not have been more pleased with the find!




Tillie




Lady



Molly and Brie



Olivia



Piper

What looks like a black and white photo is actually Olivia posing on a black and white quilt. Her own mini version in the background is obviously not as comfortable as the full size one folded on the end of the bed. The last pic is of my dog, Piper, sadly no longer around to pose on every quilt finished or not!

Submitted by Joyce



Surprise Block of the Month



Surprise Block of the Month – Space is still available to join!!

We each get a month to provide the block for all of us to make. You can make the block any size that is convenient for you, as you will keep the blocks and make it into what you want.

Participants provide a block that is 12.5"x12.5" but Donna is willing to resize on request.

Above are pictures of the first Surprise Mystery Block of the Month from Jeannine, the Snowflake Block or a second choice of an applique block.

Quilts Kingston 2023

The dates have been settled!!

Wednesday May 31st and Thursday June 1st 2023 Set Up

The Show:

Friday June 2nd, Saturday June 3rd and Sunday June 4th

Take down Sunday June 4th from 4:00 pm on

Monday June 5th early – final tidy up.

Please mark it on the calendar and thank you for your support.

Once again thank you, if you have volunteered to be a Chair, Co-Chair or a Committee member. Please note the forecast is for a meeting of these minds to be held in January.

On The Web

A member of Quilt Canada has suggested this as a site of interest

<https://americanquiltstudygroup.org/?fbclid=IwAR02gj7CY3mbnkGC7szuRdd0wuFkLzVBB0PFaKfywn16e4gwKB4My-1Bzzw>

Home - American Quilt Study Group

Establishing and promoting the highest interdisciplinary quilt-related studies providing opportunities for study, research and publication of work advancing knowledge of quilts and related subjects.

americanquiltstudygroup.org

A blog I enjoy reading: Canadian Needle Nana
<https://canadianneedlenana.blogspot.com/>

1898

Church Hall of St John's Church

Church Street
Portsmouth
Village
See 1850,
p.170

1898 drawing
by Power & Son
NMC 173295



In 1863,
Joseph
Power's
father John
added the
transepts and
chancel to this
1850 church.



1850

St John's Anglican Church


Church
Street,
Portsmouth
Village

St John's is an important example of Gothic Revival precisely because it represents an advanced approach in terms of architectural theory to the problem of the small church of chapel form. Built in 1849-1850, St. John's is attributed to William Coverdale although no documents have surfaced to identify the designer. It was originally a simple rectangle with a small porch attached to one of the side walls. The format of St John's, unusual in the Kingston area, is recognized in early descriptions (possibly echoing words provided by the architect to the writers): "a beautiful little church, almost unique in this country, being built in the old English Gothic style." (city directory 1857-58). The prototype is probably St. Michael's, Long Stanton, Cambridgeshire, built about 1230, which was discussed in the *Ecclesiologist* in the 1840s (right).



See 1898 for church hall, p.266

Characteristic of the chapel form is St John's simple rectangular body of stone, oriented east to west, under a gable roof broken only by an open bellcote at the west end. The low side walls are buttressed between relatively small windows with pointed arches. As there is no tower the church is entered through a still lower, buttressed stone porch on the south side in the second bay from the west. The distinct chancel is not added until 1863, by which time the congregation has grown sufficiently to warrant transepts as well. The architect for these is John Power.



St John's offers an inexpensive alternative to the favoured formula of a strong central tower nestled in and at the same time projecting from the body of the church. Breaking the classical notion of symmetry with its entrance to one side, the Portsmouth church presents simple, picturesque lines drawn from an ancient and rural prototype suited to its village setting. It must have stirred memories of Britain among some members of its congregation.



An excerpt from
Jennifer McKendry's
book

Kingston, The
Limestone City

Stone Buildings In The
Kingston Region 1790-
1930

Available at Kingston
Frontenac Public Library

With a little history of our
meeting place that we
hope to see again.

QUILTER'S PSALM

Quilting is my hobby, I shall not want.
It maketh me to walk in the isles of a
fabric shop and buy yards of calicos and
solids to put into drawers for future
quilts. It satisfyeth my soul.

Yea, though I walk through my dusty
and messy house, I will not be ashamed
for my quilting friends sake, for I know
that they are in the same mess I am in.

I have before me a table where I cut
hundreds of pieces to sew together and
then I make a beautiful quilt. My cup
runneth over.

Surely quilting shall fill my days as
long as I am physically able and I shall
snuggle under the warmth of a quilt all
the days of my life.

Sara Miller

Executive 2021-2022

Interim Co-Presidents : Donna Hamilton, Anjali Shyam

Past President: Simone Lynch

Vice President: Marg Henshaw

Corresponding Secretary: Sally Hutson

Recording Secretary: Lorna Grice

Treasurer: Mary Anne Kingston

Social Convenors: Jeannine Sullivan, Francine
Leblanc, Karen Quattrocchi

Membership/Phone Convenor:
Kathryn Breau

Publicity: Peggy McAskill

Program: Executive

Newsletter Editor: Joyce Foreman

Historian: Karen Quattrocchi

Librarian: Ros Hanes

Baby Quilts: Joan Bales, Peggy McAskill

Touch Quilts: Sally Hutson

Life Members: Diane Berry, Bea Walroth,
Donna Hamilton, Margaret Henshaw, Ros
Hanes

Sponsors and Messages

 <p>7712 Kent Blvd Brockville 613-342-3153 www.taylorsewing.com</p> <p>JANOME PFAFF AURORA</p> <p>Quilting Fabrics ~ Notions ~ Batting Monk's Cloth ~ Machine Sales and Service</p>	<p>ONLINE SHOP REMAINS OPEN <u>CURBSIDE PICKUP</u> HOURS TUESDAY-SATURDAY 11-2PM 613-384-8028</p>  <p>kimagee5@sympatico.ca</p>
 <p><i>Beth Ruiter</i> OWNER PROPRIETARE</p> <p>1087 CONCESSION ST, UNIT 102 RUSSELL, ON, K4R 1C7 613-496-2276 QUILTERSBARNANDGIFTS@GMAIL.COM /QUILTERSBARNANDGIFTS</p>	<p><i>Paisleys Quilt Shop</i> <i>Fabrics and Gifts</i> <i>Madonna Oliver</i> 613-203-9011 Info@PaisleysQuiltShop.com PaisleysQuiltShop.com</p>



“Yoga for Quilters” offers gentle classes, using pillows, straps, yoga blocks or big books, all from the comfort of your home. If it’s raining, snowing, or hot outside, we don’t care! Come stretch and relax with me.

Wednesdays 10:30-11:45am Enjoy Gentle Yoga.

Fridays 9-9:45am Enjoy Chair Yoga.

You are encouraged to move within the range of motion of *your* body and with *your* breath. These classes will help you become more aware of what’s going on in your body and mind, ending with a full relaxation, bringing more energy to your body for the day ahead, preparing you for important tasks, like quilting. Enjoy the company of fellow quilters before and after class. For more details and to register, visit yogaforquilters.ca or talk with Donna. Certified Yoga Instructor: Donna Hamilton, yogaforquilters@gmail.com