



Kingston Heirloom Quilters' Newsletter

quiltskingston.org/khq/

December 2023

Inside

Presidents' Message	1- 2	Potluck Contribution	13
Touch Quilts	3	Odds and Ends	13-16
Baby Quilt Report	3	Upcoming Events	17-18
Karen's Recipe	4	Executive	17
Show and Tell	5-12	Sponsors and Messages	19

Presidents' Message

Do you believe it? It seems like only yesterday that we began our meetings after the summer break. The fall colours were beautiful this year, as always. Now winter is almost here. The Christmas season is all around, and the New Year is a blink away. The year 2024 will be here in a flash. How quickly time flies, especially when you're having fun!

Talk about fun, at every meeting this fall, a member brought in a couple of their quilts and/or wall hangings and talked about the inspiration, challenges and learning process of making these beautiful items. What a show it was! Many thanks to those who shared their quilting journey with us. We saw many different techniques and styles of quilts over the decades. This newsletter will remind you of what we experienced. Did you see a technique that you must learn how to do? Let us know, and we'll make it happen. Please do remember to sign up to show your quilts and share their stories, inspiring other members.



And now we write to you with rain and eventually, the “s” word on the way. Where has the fall gone? We will continue to go forward, by looking back in the New Year. Maybe we will even have a challenge? What do you think? Have an irresistible idea? Please share with us.

We have refreshed our hand-piecing skills with Mary Anne Mc as our guide. It’s not too late to join this group of enthusiastic ladies in their quest to master the art of hand stitching. We will begin applique in the New Year. Come and refresh your skills. Don’t forget about joining us at the quilt frame. If you have questions, we’re willing to listen. Someone is bound to have an answer.

Donna and Anjali would like to take this time to wish you and yours a Very Merry Christmas and a spectacular New Year! It goes without saying, that if you celebrate something else, we wish you and yours a wonderful Holiday Celebration.

Remember in the New Year, weather permitting, we will continue to meet in-person but in case of inclement weather, please check your emails at 7:30 am for the zoom link.

With all that said,

Let’s go Quilt!

Upcoming Meeting Dates: January 16 and 30, February 6 and 20.




**Quilters don't have a mess.
They have ideas lying around, everywhere.**

Touch Quilts

With a bit of sadness, I have chosen to end my organizing Touch Quilts. I would be so pleased if someone else could carry on with this great endeavour. The only thing I hope is that all Touch Quilts be up to KHQ good standards using the available fabrics, embellishments and tools that are organized and stored at the church. I am willing to guide that person initially. Sally Hutson

A very thorough downloadable pdf guide is offered here [Make your own Touch Quilt for someone living with dementia | Alzheimer Society of Ottawa and Renfrew County](#)



Baby Quilt Report

I'm happy to report that nine baby quilts and three baby blankets have been donated to the HUGS program since the last newsletter in September.

Peggy



CHEESE ONION MORSELS

Submitted by Karen Q.

- 1-pound old cheese, grated
- ½ cup butter
- ¼ cup water
- 2 cups flour
- 1 tsp. salt
- 2 tsp. sugar
- 2 tsp. baking powder
- ½ tsp. paprika
- ½ cup chopped onion

Mix together. Mixture will be stiff. (I use my hands to mix all ingredients together.) Roll into balls and press with a fork. Sprinkle with dried parsley. Bake at 350° for 15 minutes.



All cartoons submitted by Ros

Show and Tell

In October, Lorna presented...






And Lillian presented...



Made for her son who has a green guitar. [Unstrung Héros Guitar Applique Quilt Tutorial – Man Sewing](https://mansewing.com/2018/02/unstrung-heros-guitar-applique-quilt-tutorial/)

<https://mansewing.com/2018/02/unstrung-heros-guitar-applique-quilt-tutorial/>




In November ...

Two pieces by Margaret Rhodes.



Jeannine's Houses Around The World quilt and Christmas projects.





Mary Anne McA showed...



Old English Rose

Started in the late 80's and finished in 2001, this is the quilt that has taken me the longest to complete. A traditional pattern by Patricia Cox, the central block surrounded by blocks and borders called for traditional colours of reds and greens. Hand quilted, all the quilting motifs are feather patterns that compliment the overall feeling of the quilt.




Painted Daisy Chain

After winning the blocks in a Block of The Month ' draw and doing five more blocks, I began to play with the layout of this quilt. The blocks were designed by Barb Reynolds who helped with the half blocks and the borders.

Upon completing the quilt, I was removing the pencil lines from the quilting motif when one of the teal fabrics ran. The hummingbird, just off centre, was a good solution to solving the problem. This quilt won Excellence in Workmanship in CQA show 2003. Many thanks to Barb and The Kingston Heirloom Quilters.

Mary Ann McA



In December...

Mary Catherine showed...



Eleanor displayed ...





Ros showed an early quilt.






Karen had a Christmas hanging.



Simone had bags and purses.

Anne demonstrated some comfort items for breast cancer patients.



KHQ had a lovely Christmas Potluck Luncheon with lots of delicious food. Seventy dollars was collected for the food Bank; as well, there were three bags of assorted canned goods and items. Thanks to all who contributed. The Church was very pleased with this donation.



For those asking about the pattern for the trees Simone showed at the last meeting:
<https://sewcanshe.com/how-to-make-fabric-christmas-trees-free-sewing-tutorial/>

Karen and Mary Anne are planning to rescue these blocks.




Karen would also like to finish this quilt. It is recorded now so pressure on!



Lanark County Quilters Guild Show Viewer's Choice Winner in July 2023

I didn't get this in the September newsletter but thought it too interesting to pass up. Shelly Moore found a panel of dinosaurs in colours she liked so much it is what she used for the beautiful applique quilt shown below. On the right you can see some of the panel which she used as a backing as well.



'Twas the night before Christmas, Quilter's version

'Twas the night before Christmas,
And the quilts were not made.

The threads were all tangled, the cookies delayed.
The stocking wasn't hung, the pantry was bare.
The poor weary Quilter was tearing her hair.
Stacks of fat quarters, tipped over in streams.
Visions of Log Cabins had turned into dreams.


When what to her wondering eyes should appear,
But a bus full of quilters with all their gear.
They went straight to work with just a few mutters,
Sorting and stitching and brandishing cutters.
The patterns emerged from all of the clutter,
Like magic the fabrics arranged in a flutter.
Log Cabins, Lone Stars, Flying Geese & Bear Tracks
Each quilt was a beauty-even the backs.

Her house how it twinkled, her quilts how they glowed.
The cookies were baking, the stockings were sewed.
Their work was all done, so they folded their frames,
And packed up their needles, without giving their names.
They boarded the bus and checked the next address.
More quilts to be made, another quilter in distress.

She heard one voice echo, as they drove out of sight,
Happy quilting to all and to all a good night!

Author Unknown





A recent read from our local library, “Flora’s Fieldworkers” by Anne Shteir had an interesting chapter by Vanessa Nicholas “Slips and Seeds: Botany and Horticulture in Two Nineteenth-Century Canadian Quilts” which looked at two heritage quilts, Elizabeth Bell’s “Fallowfield Quilt” and an Ontario coverlet made by Margaret McCrum. The Fallowfield quilt (1820) belongs to the Agnes Etherington Heritage Collection.

Also, of interest Nicholas has listed in her sources a forthcoming publication, *Canadian Quilts and Their Makers*, Vancouver: UBC Press, by Lisa Binkley, which appears to be Binkley’s dissertation at Queen’s in 2016.



Upcoming Events

World of Threads Festival

Local, National & International Contemporary Fibre & Textile Arts

Venue: Queen Elizabeth Park Community & Cultural Centre

2302 Bridge Road, Oakville, Ontario,

Free Admission

Jan 2 - 14, 2024

Mon. - Sat. 10 am - 5 pm, Sun. 12 - 4 pm

Lesley wrote: *It was one of the most inspiring shows I have seen in recent years.*



Installation view of the Amorphous exhibition in the main gallery.

Walls: L - R: Grechen Jankowski, Margary Amdur, Anna Wagner-Ott, Grechen Jankowski, Leisa Rich,

Anna Wagner-Ott. Floor: Sarah Elizabeth Creskey.

Executive 2023-2024

Interim Co-Presidents:

Donna Hamilton, Anjali Shyam

Past President: Simone Lynch

Vice President: TBA

Corresponding Secretary:

Sally Hutson

Recording Secretary: TBA

Treasurer: Mary Anne Kingston

Social Convenors:

Jeannine Sullivan

Francine Leblanc

Membership/Phone Convenor:

Mary Ann Kingston

Publicity: Peggy McAskill

Program: Executive,

Mary Ann McAndrews

Newsletter Editor:

Joyce Foreman

Historian: TBA

Librarian: Ros Hanes

Baby Quilts: Joan Bales,

Peggy McAskill

Touch Quilts: Sally Hutson

Life Members: Diane Berry,

Bea Walroth, Donna Hamilton,

Margaret Henshaw, Ros Hanes,

Phyllis Vanhorne





The Oakville Quilters' Guild presents

Quilted EXPRESSIONS

Quilt Show

April 19 & 20, 2024
10am - 4pm

\$10 admission
Cash and Debit Accepted

Over 150 quilts
Raffle Quilts
Vendor Market
Tombola & Cafe
Demonstrations



OE Banquet & Conference Centre
2245 Speers Road
Oakville, Ontario
L6L 6X8

One of the 2024 raffle quilts





QUILT EXHIBIT
OPPORTUNITY QUILT
DOOR PRIZES
DRAW TABLE
MARKETPLACE



20 YEARS OF QUILTING
MEMORIES HOSTED BY
THE PARIS QUILTING BEES

Quilts on the Grand

APRIL 27TH, 2024
9AM - 5PM
#FORPARIS CENTER
164 GRAND RIVER ST N,
PARIS ON
\$8 AT THE DOOR
(CASH ONLY)



Sponsors and Messages



7712 Kent Blvd
Brockville
613-342-3153
www.taylorsewing.com

JANOME **PFAFF** **AURORA**

Quilting Fabrics ~ Notions ~ Batting
Monk's Cloth ~ Machine Sales and Service

ONLINE SHOP

2154 Arne Crescent,
Glenburnie, ON
By appointment
613-536-5255



kmagee5@sympatico.ca



Beth Ruiter
OWNER | PROPRIÉTAIRE

1087 CONCESSION ST, UNIT 102
RUSSELL, ON, K4R 1C7

613-496-2276
QUILTERSBARNANDGIFTS@GMAIL.COM
/QUILTERSBARNANDGIFTS

Paisleys Quilt Shop


Fabrics and Gifts

Madonna Oliver

613-203-9011

Info@PaisleysQuiltShop.com

PaisleysQuiltShop.com



"Yoga for Quilters" offers gentle classes, using pillows, straps, yoga blocks or big books, all from the comfort of your home. If it's raining, snowing, or hot outside, we don't care! Come stretch and relax with me.

Wednesdays 10:30-11:45am Enjoy Gentle Yoga.

Fridays 9-9:45am Enjoy Chair Yoga.

You are encouraged to move within the range of motion of *your* body and with *your* breath. These classes will help you become more aware of what's going on in your body and mind, ending with a full relaxation, bringing more energy to your body for the day ahead, preparing you for important tasks, like quilting. Enjoy the company of fellow quilters before and after class. For more details and to register, visit yogaforquilters.ca or talk with Donna. Certified Yoga Instructor: Donna Hamilton, yogaforquilters@gmail.com